



Following Jesus Fishing for people

Getting Started

INTRODUCTION

Follow me, and I will teach you how to fish for people.

Jesus (Mark 1:17)

In many countries, if you take out a coin you will find that on one side is the head of an existing or former ruler. Jesus is our Ruler, he is our King. In Mark 1:17 he commands his first disciples to follow him. A follower is someone who has surrendered to him as their king.

There are two sides to every coin. On one side of the coin Jesus is our King, we obey him. On the other side of the coin he promises in Mark 1:17 to teach us to fish for people. Fishing for people is the job of every disciple. You can't split a coin. You can't separate following Jesus from fishing for people.

These studies are for people who want to follow Jesus and fish for people.

CONTENTS

4 Questions **2**

1. Why make disciples?
2. Who do you reach?
3. What do you say?
4. When to make disciples?

7 Commands **9**

1. Repent and believe
2. Be baptized
3. Pray
4. Make disciples
5. Love
6. Celebrate Lord's Supper
7. Give

4 Skills **17**

1. Reaching new people
2. 7 Stories of Hope
3. 3 Thirds discipleship
4. Forming healthy churches

Next **23**

- What Jesus Started
- Discovery Bible Study plan

4 Questions

JESUS' FINAL WORDS

Then Jesus came to them and said, "All authority in heaven and on earth has been given to me. Therefore go and make disciples of all nations, baptizing them in the name of the Father and of the Son and of the Holy Spirit, and teaching them to obey everything I have commanded you. And surely I am with you always, to the very end of the age."

Matt 28:18-20

MATTHEW 28:18-20 98%
JESUS: "GO...MAKE DISCIPLES" -> DON'T

1. WHY?

What did Jesus command his followers to do?

Yet 98% of Christians don't share their faith.

We're going to answer 4 Questions in 1 hour on 1 sheet of paper (411).

If we can answer these four questions we'll be well on the way to obeying what Jesus commanded.

1. **Why** make disciples?
2. **Who** do you reach?
3. **What** do you say?
4. **When** to make disciples?

For a video demonstration of the 4Questions visit: www.movements.net/skills

1. WHY?

Therefore, if anyone is in Christ, the new creation has come: The old has gone, the new is here!

All this is from God, who reconciled us to himself through Christ and gave us the ministry of reconciliation: that God was reconciling the world to himself in Christ, not counting people's sins against them.

And he has committed to us the message of reconciliation. We are therefore Christ's ambassadors, as though God were making his appeal through us. We implore you on Christ's behalf: Be reconciled to God. God made him who had no sin to be sin for us, so that in him we might become the righteousness of God.

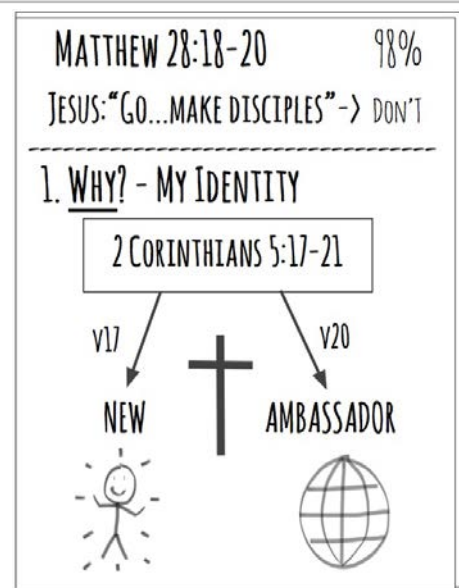
2 Cor 5:17-21

Discovery

What words describe our new identity?

How did this happen?

What does it mean to be an ambassador?

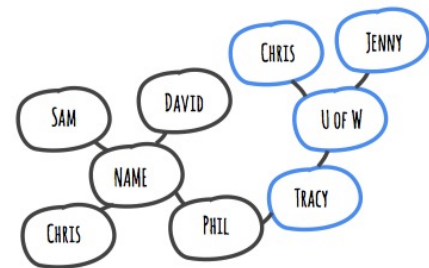


2. WHO?

Then, leaving her water jar, the woman went back to the town and said to the people, "Come, see a man who told me everything I ever did. Could this be the Messiah?" They came out of the town and made their way toward him.

John 4:28-30

2. WHO? - "OIKOS" MAP (FAR FROM GOD RELATIONSHIPS)



JOHN 17:20

Briefly retell the story of Jesus and the Woman at the Well (John 4:4-26, 39-42).

- To whom does the woman go?
- What does she say to them?
- How soon after meeting Jesus does she do this?
- What's the result?

The Woman is a or God-prepared person or "person of peace" (Luke 10:1-10).

A person of peace receives the:

- Messenger
- Message
- Mission

How can you be a person of peace to the people in your world?

Your Relationship (oikos) Map

Write your name and put a circle around it.

Who do you know who is far from God? Think of friends, neighbours, work-mates, family.

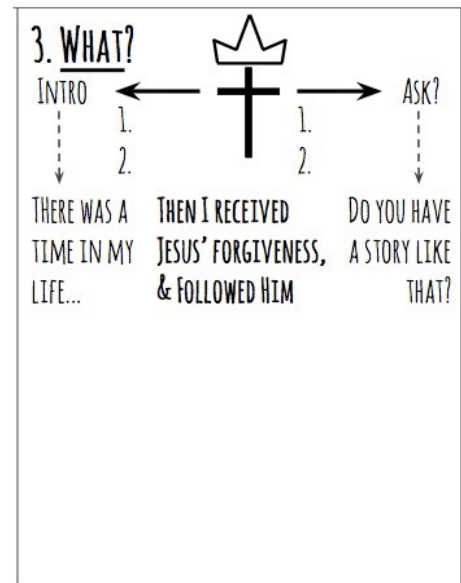
Add the names of the people you know who are far from God. Identify the individuals and groups they know who are far from God.

Jesus prayed for the people who would believe through his disciples (John 17:20).

3. WHAT?

"Come, see a man who told me everything I ever did.

John 4:29



a. Your story

Like the Woman at the Well we need to learn to share our story. Here's an outline you can use.

Introduction	Life before	Meeting Jesus	Life since	Question
"There was a time in my life when..."	One or two statements describing your life without Christ.	How you received forgiveness through his death and resurrection and made him the ruler of your life.	One or two statements describing your life following Christ.	Have you had an experience like that?"

Example:

There was a time in my life when I had no hope left. I thought life wasn't worth living.

Then I received Jesus' forgiveness through his death for me. I made him my king.

Since then God has changed me from the inside out and given me a relationship with him that will last forever.

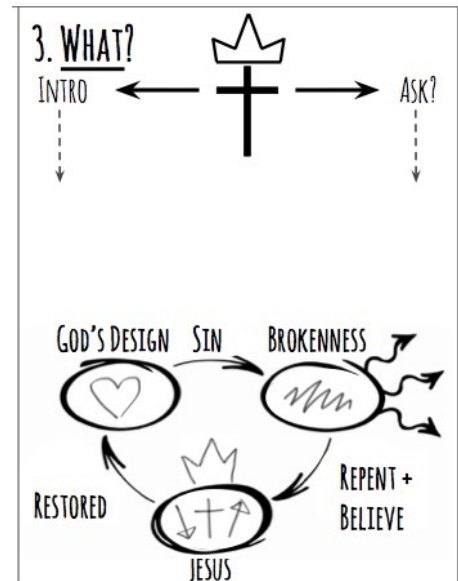
Have you had an experience like that?

Your story in 30 seconds . . .

3. WHAT?

Peter replied, "Repent and be baptized, every one of you, in the name of Jesus Christ for the forgiveness of your sins. And you will receive the gift of the Holy Spirit.

Acts 2:38



b. The 3Circles

You need a simple way of communicating the gospel and asking for a response.

1 Choose a bridge:

ie. *How can I pray for you? Do you feel near or far from God? Could I share with you how you could be near to God?*

2 Draw and explain the 3 Circles

What the presentation at: www.movements.net/3circles

3 Ask the 3Questions

- Which circle best describes your life right now? Listen, than ask,
- Where would you like to be?
- Is there anything stopping you responding to Jesus now?

4 Listen for three possible responses:

- a. *Red light* — I'm not interested
 - Smile and move on.
- b. *Yellow light* — I'm not ready
 - Offer to meet again and discuss some stories about Jesus using the 7 Stories of Hope, p16.
- c. *Green light* — I'm ready
 - Ask them to to tell you in their own words what they understood of the 3 Circles.
 - Ask them to put what they have understood into a prayer to God.
 - Go over *Why, Who, What and When* with them.
 - Help them draw a simple People Map and ask who they could share their story with.
 - Make a time to meet again within 1-2 days and begin the 7 Commands.

4. WHEN?

"Therefore everyone who hears these words of mine and puts them into practice is like a wise man who built his house on the rock. The rain came down, the streams rose, and the winds blew and beat against that house; yet it did not fall, because it had its foundation on the rock.

Matt 7:24-26

4. WHEN?

MATTHEW 7:24, 26

WISE: HEAR & OBEY JESUS

FOOL: HEAR & ~~OBEY JESUS~~

SET GOALS:

-PRAY FOR OIKOS _____
DAILY TIME

-SHARE GOSPEL _____
NAME(S) FROM OIKOS / TIME

-TRAIN 411 _____
NAME(S) / TIME

-START COMMANDS OF CHRIST

WHEN? _____

WHERE? _____

WHO ELSE? _____

WWW.OBEYCHRIST.COM

Discovery

What are the similarities between the two men in Jesus parable?

What are the differences?

What will you do?

Pray daily	When will you pray? Where will you put the list?
Share the gospel this week	Who and When?
Train believers this week (411)	Who and When?
Start a 7Commands Group	Who, When, Where?

7 Commands

1. REPENT AND BELIEVE

*Jesus went into Galilee, proclaiming the good news of God.
"The time has come," he said. "The kingdom of God is near.
Repent and believe the good news!"*

Mark 1:14-15

1 Look back

- How are you doing?
- Is there something you can thank God for?
- Were you able to share your new faith in Jesus with anyone?
- Practice sharing the 3Circles (p7).
- Pray for people you know who are not following Jesus.
- Vision cast: When Jesus called his first disciples he commanded them to follow him and he promised to teach them to fish for people (Matt 4:19). Jesus still calls us to follow him and promises to equip us to fish for new disciples.

2 Look up

- Read Acts 2:36-47 and draw the church circle (p23) to cast vision for healthy church. Church is made up of people who have obeyed Jesus' command to repent and believe.
- Read 2 Corinthians 5:17-21 out loud.
- Retell the passage in your own words.
- What does the passage teach us about God?
- What does it teach us about people?
- What do we learn about your identity now that you have turned to God and believed?
- Is there a command to obey or an example to follow?

Read Mark 1:17. What does Jesus command us to do? What does Jesus promise he will do for us?

3 Look forward

- Practice sharing the 3Circles (p6).
- What will you do this week to obey what you have learned?
- Who will you share the story with this week?
- Pray for each other.

Assignment

Assignment: Complete the exercise of mapping the people in your world who are far from God (p5).

Use the worksheet Your Story (p6) to write out your story, and come prepared to share it next time in 30 seconds or less.

2. BE BAPTIZED

Therefore go and make disciples of all nations, baptizing them in the name of the Father and of the Son and of the Holy Spirit.

Jesus (Matthew 28:19)

1. Look back

- How are you doing?
- Is there something you can thank God for?
- Pray.
- Have you shared Jesus' story with anyone?
- Pray for people you know who are not following Jesus.
- Practice telling your story in two minutes.
- Vision cast: Read Acts 2:36-47 and draw the church circle (p23) to cast vision for healthy church. Church is made up of people who have obeyed Jesus' command to repent, believe and be baptised.

2. Look up

- Read the story: Philip and the Ethiopian official Acts 8:26-40
- Retell the passage in your own words.
- What does the passage teach us about God?
- What does the story teach us about people?
- What does the story teach us about Jesus' command to be baptised?
- Is there a command to obey or an example to follow?

What do these verses add to our understanding of Jesus command to be baptized?

- Matthew 3:13-16
- Romans 6:3-4

3. Look forward

- Practice telling the story in your own words.
- What will you do this week to obey what you have learned?
- How will you obey Jesus' command to be baptized.
- Who will you share the story with this week?
- Pray for each other.

Assignment: Share your story with someone you know.

3. PRAY

*This, then, is how you should pray. . .
Jesus (Matthew 6:9)*

1. Look back

- How are you doing?
- Is there something you can thank God for?
- Pray.
- Have you shared your story or Jesus' story with anyone?
- Pray for people you know who are not following Jesus.
- Share your Relational Map (p13) and pray for your list of five names.
- Read Acts 2:36-47 and draw the church circle (p23) to cast vision for healthy church.

2. Look up

- Read the story: Jesus teaching his disciples to pray: Matthew 6:5-15
- Retell the passage in your own words.
- What does the passage teach us about God?
- What does the story teach us about people?
- Is there a command to obey or an example to follow?

Jesus taught his disciples to pray

- Write out Matthew 6:5-15 in your own words.

- Use Jesus' teaching on prayer as a guide for praying together. Don't just recite the words, instead pray around each theme.

3. Look forward

- What will you do this week to obey what you have learned?
- Who will you share the story with this week?
- Who could you teach to pray like Jesus taught his disciples to pray?
- Pray for each other.

Assignment: Share the 3Circles with someone you know.

4. MAKE DISCIPLES

Therefore go and make disciples of all nations, baptizing them in the name of the Father and of the Son and of the Holy Spirit.

Jesus (Matthew 28:19)

1. Look back

- How are you doing?
- Is there something you can thank God for? Pray.
- Have you shared your story or Jesus' story with anyone?
- How did you obey Jesus' command to be generous?
- Pray for people you know who are not following Jesus.
- Read Acts 2:36-47 and draw the church circle (p23) to cast vision for healthy church.

2. Look up

- Read the story: The Samaritan Woman from John 4:4-42.
- Retell the passage in your own words.
- What does the passage teach us about God?
- What does the passage teach us about people?
- What does the passage teach us about Jesus' command to make disciples?
- Is there a command to obey or an example to follow?

3. Look forward

- Retell the story of the Samaritan woman in your own words.
- This week with whom will you share your story and God's story?
- Pray for each other.

Assignment: Work through the questions on page 8. To what commitments is God calling you?

5. LOVE

'Love the Lord your God with all your heart and with all your soul and with all your mind.' This is the first and greatest commandment. And the second is like it: 'Love your neighbor as yourself.'

Jesus (Matthew 22:37-39)

1. Look back

- How are you doing?
- Is there something you can thank God for?
- Pray.
- Have you shared your story or Jesus' story with anyone?
- Pray for people you know who are not following Jesus.
- Practice sharing your story or Jesus' story.
- Read Acts 2:36-47 and draw the church circle (p23) to cast vision for healthy church.

2. Look up

- Read the story: Good Samaritan from Luke 10:25-37.
- Practice telling the story in your own words.
- What does the passage teach us about God?
- What does the passage teach us about people?
- Is there a command to obey or an example to follow?

What do these verses teach us about Jesus' command to love?

- Matthew 22:37-40
- John 13:34-35

3. Look forward

- What will you do this week to obey what you have learned?
- Pray for each other.

Assignment: Ask God how you can show his love this week to one of the five people you are praying for.

6. CELEBRATE LORD'S SUPPER

And he took bread, gave thanks and broke it, and gave it to them, saying, "This is my body given for you; do this in remembrance of me." In the same way, after the supper he took the cup, saying, "This cup is the new covenant in my blood, which is poured out for you."

Luke 22:19-20

1. Look back

- How are you doing?
- Is there something you can thank God for? Pray.
- Have you shared your story or Jesus' story with anyone? Did you invite someone to do one of the Seven Stories of Hope?
- Pray for people you know who are not following Jesus.
- Read Acts 2:36-47 and draw the church circle (p23) to cast vision for healthy church.

2. Look up

- Read the passage: 1 Corinthians 11:23-29
- Write out the passage in your own words.
- What does the passage teach us about God?
- What does the passage teach us people?
- What does the passage teach us about Jesus' command to celebrate the Lord's Supper?
- Is there a command to obey or an example to follow?
- Vision cast: Practice sharing one of the previous ones.

Questions

- Why do we celebrate the Lord's Supper?
- Who should celebrate the Lord's Supper?
- How should we prepare ourselves for the Lord's Supper?

3. Look forward

- Practice telling the story in your own words.
- What will you do this week to obey what you have learned?
- Who will you share the story with this week?
- Pray for each other.

Assignment: Plan at time to celebrate the Lord's Supper with other believers.

7. GIVE

Give, and it will be given to you. A good measure, pressed down, shaken together and running over, will be poured into your lap. For with the measure you use, it will be measured to you."

Jesus (Luke 6:38)

1. Look back

- How are you doing?
- Is there something you can thank God for?
- Pray.
- Have you shared your story or Jesus' story with anyone? Did you teach anyone how to pray?
- Pray for people you know who are not following Jesus.
- Read Acts 2:36-47 and draw the church circle (p23) to cast vision for healthy church.

2. Look up

- Read the passage: The Widow Gives from Mark 12:41-44.
- Retell the passage in your own words.
- What does the passage teach us about God?
- What does the passage teach us about people?
- What does the story teach us about Jesus' command to give generously?
- Is there a command to obey or an example to follow?

What do these verses teach about generosity?

- 2 Corinthians 8:9
- 2 Corinthians 9:6-8

3. Look forward

- Practice telling the story in your own words.
- How you will obey Jesus' command to be generous?
- Who will you share the story with this week?
- Pray for each other.

Assignment: Complete Person of Peace Search (p18) study. Spend some time with a partner looking for a "person of peace."

4 Skills

1. PERSON OF PEACE SEARCH

Jesus was always on the move. He was often meeting new people and visiting new places.

In Luke 10:1-11 Jesus explained to his disciples how to connect with lost people. Jesus sent his disciples to seek out those insiders whom the Spirit had prepared to receive the message. He called them persons of peace.

The person of peace becomes a doorway for the gospel to enter and spread throughout a community.


They are relationally connected and accept the

1. Messenger
2. Message
3. Mission

Read Luke 10:1-11 and fill in the table below.

Messenger does

Person of Peace does



This week, find a partner and set aside some time to go out among people praying and looking for a person of peace.

2. SEVEN STORIES OF HOPE

If you have shared the 3Circles with someone and they are not ready to receive Christ (yellow light), offer to meet with them to discuss some stories about Jesus from the Bible. Choose a story from the list below and do a Discovery Bible Study with them.

1. The woman who wept (Luke 7:36-50).
2. Accepted by God (Luke 18:9-17).
3. A hole in the roof (Luke 5:17-26).
4. Two lost sons (Luke 15:11-32).
5. Death and forgiveness (Mark 15:16-39).
6. New life, new purpose (Matthew 28:1-20).
7. Which soil are you? (Mark 4:1-20).

At any time you can check back in and see if they are ready to follow Jesus using the 3Circles (p14).

When you meet for Discovery Bible Study follow the 3Thirds pattern for making disciples.

1. Look back

- How are you doing?
- Is there something you are thankful for?
- What did you learn last time?
- How did you apply the learning?
- Did you share the story with anyone?

2. Look up

- Read the story.
- Retell the passage in your own words.
- What does the passage teach us about God?
- What does it teach us about people?
- Is there a command to obey or an example to follow?

3. Look forward

- What will you do this week to obey what you have learned?
- Who will you share the story with this week?
- How can we pray for each other?

3. 3THIRDS DISCIPLESHIP

A disciple is someone who is following Jesus and learning how to fish for people. Here is a simple way of gathering with other disciples to learn how to follow and fish in three parts.

First Third: Look back

1. Care

- Share any highlights or lowlights since you last met.
- Pray for any needs in the group.

2. Worship

- Find a simple, relevant way to worship God.
- For example: read a passage of the Bible and respond to God in prayer; or sing songs of worship.

3. Accountability

Follow

- How did you obey the lesson from last time?

Fish

- Did you pray with anyone who was in need?
- Who did you share your story and/or Jesus' story?
- Did you find a person of peace?

4. Casting vision for reaching lost people and making disciples.

- Share an encouraging challenge to reach people far from God.
- Pray for people you know who are not following Jesus.

Second Third: Look up

5. New lesson

Read the Bible story or passage.

- Without looking at the text, retell the passage in your own words.
- What does the passage teach us about God?
- What does it teach us about people?
- Is there a command to obey or an example to follow?

Final Third: Look forward

6. Practice

- Practice or retell the new lesson you have learned.

7. Set goals and pray

- What do you need to do this week to obey what you've learned?
- Who could you share this passage with?
- Pray.

The 3Thirds

Look back	Look up	Look forward
<ol style="list-style-type: none"> 1. Mutual care: How are you doing? 2. Worship: Praising God in a simple, relevant way. 3. Accountability* <ul style="list-style-type: none"> • <i>Follow:</i> How did you obey the lesson from last time? • <i>Fish:</i> Did you pray with anyone who was in need? • Did you share your story and/or Jesus' story? • Did you find a person of peace? 4. Casting vision* for reaching lost people and making disciples. 	<ol style="list-style-type: none"> 5. New lesson: Enough Biblical content to obey and pass it on. <ul style="list-style-type: none"> • Short term discipleship: <ul style="list-style-type: none"> • 7 Commands • 7 Skills • Church formation • Life long discipleship <ul style="list-style-type: none"> • Three Thirds Discipleship • Discovery Bible Study 	<ol style="list-style-type: none"> 6. Practice* the lesson until everyone is confident and competent to apply the learning. eg. Retell your story, Jesus' story, or this week's story. 7. Set goals and pray:* Goals for personal growth, sharing the gospel, and training others.

If time is short, make it a priority to cover the sections with an asterisk*
 See [T4T: A Discipleship ReRevolution](#) by Steve Smith and Ying Kai.

Read over the outline above, then see how much of it you can write out from memory.

4. FORMING HEALTHY CHURCHES

*I will build my church.
Jesus (Matthew 16:18)*

1. Look back

- How are you doing?
- Is there something you can thank God for? Pray.
- Have you shared your story or Jesus' story with anyone?
- Pray for people you know who are not following Jesus.
- Vision cast: Jesus chose some unlikely people become the first messengers to their community — an immoral woman (John 4:28-30), a demoniac (Mark 5:18-20) a corrupt official (Luke 19:1-10). He wants to use each of us to take the gospel to those who haven't heard.

2. Look up

- Read the story: Acts 2:36-47
- Retell the passage in your own words.
- What does the passage teach us about God?
- What does it teach us about the people in the story?
- Is there a command to obey or an example to follow?

In the table below, list the activities of the first church. In the second column list what you are currently doing when you gather with other disciples.

Is there anything we need to add or change to move from being a discipleship group to become a church?

What the first church did

What we do



Becoming a healthy church

As a group, on a blank paper, draw a dotted line circle representing your own group. Above it, list:

1. the number regularly attending (stick figure),
2. the number believing in Jesus (cross)
3. the number baptized

If your group has committed to being a church, make the dotted line circle solid.

Then put an icon representing each of the remaining elements inside or outside the circle. If the group is regularly practicing the element itself, put it inside.

If the group is not, or waits for an outsider to come do it, put it outside the circle.

Symbols:

1. Group commitment to be church – solid line instead of dotted line
2. Baptism - water
3. Word – book
4. Lord's Supper – a cup
5. Fellowship – heart
6. Giving & serving – money sign
7. Prayer – praying hands
8. Worship – upraised hands
9. Evangelism – one friend holding hands with a friend he led to faith
10. Leaders – two smiley faces

Finally, you can give your church a name. This helps you establish an identity as a church in your community.

Remember that your goal is to develop churches that reproduce to the 4th generation and beyond. Including the generation number helps you see where you are in seeing God start a movement in your community.

Source: [T4T: A Discipleship ReRevolution by Steve Smith and Ying Kai.](#)

3. Look forward

- What does your group need to do to become a healthy church that reproduces?



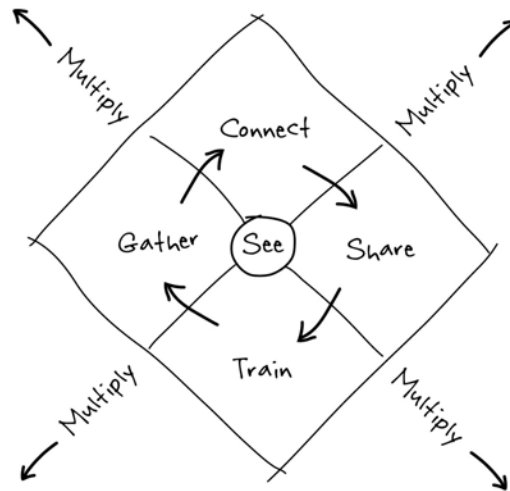
Next

BEGIN LONG TERM DISCIPLESHIP

Use the 3Thirds pattern (pp 20-21) to work through the Gospel of Luke. When you have finished Luke, continue to work through the Bible using the 3Thirds.

Day	Reference	Date Done	Day	Reference	Date Done
1	1.1-25		26	12.32-59	
2	1.26-56		27	13.1-21	
3	1.57-80		28	13.22-35	
4	2.1-21		29	14.1-24	
5	2.22-52		30	14.25-35	
6	3.1-38		31	15.1-32	
7	4.1-30		32	16.1-18	
8	4.31—5.11		33	16.19-31	
9	5.12-39		34	17.1-19	
10	6.1-19		35	17.20-37	
11	6.20-49		36	18.1-17	
12	7.1-35		37	18.18-43	
13	7.36-50		38	19.1-27	
14	8.1-21		39	19.28-48	
15	8.22-39		40	20.1-19	
16	8.40-56		41	20.20-47	
17	9.1-17		42	21.1-19	
18	9.18-36		43	21.20-38	
19	9.37-62		44	22.1-30	
20	10.1-24		45	22.31-53	
21	10.25-42		46	22.54-71	
22	11.1-23		47	23.1-25	
23	11.24-36		48	23.26-56	
24	11.37-54		49	24.1-35	
25	12.1-31		50	24.36-53	

WHAT JESUS STARTED



There are six elements that characterize the movement that Jesus founded and still leads today.

1. **Jesus saw the need.** He was moved with compassion. He looked out over Israel and saw sheep, lost without a shepherd. He prepared his disciples to take the gospel to the whole world.
2. **Jesus connected with people.** Jesus spent his time ministering to people—looking for the “sick” not the “healthy,” “sinners” not the “righteous”. He sought out people who knew they needed God’s mercy.
3. **Jesus shared the gospel.** Jesus proclaimed the good news of salvation in words and deeds. In him, God’s rule had become a present reality. He preached, he taught, he rebuked, and he invited everyone he met to repent and believe. He gave his life as a ransom for many.
4. **Jesus trained disciples.** Jesus led people to put their trust in him and to learn to obey his commands. He modeled and taught them a new way of life.
5. **Jesus gathered communities.** As the risen Lord, Jesus formed his disciples into churches characterized by faith in him, love for one another, and witness in word and deed.
6. **Jesus multiplied workers.** Jesus equipped his followers to make disciples of all nations. He sent the Holy Spirit upon them so that they would continue his ministry in his power.

www.movements.net/followingandfishing

See [What Jesus Started](#) by Steve Addison.

From memory, redraw and explain the Movements diagram.

Download this booklet at:

<https://www.movements.net/training>